





<b>TEST REPORT</b> <b>IEC 62471</b> <b>Photobiological safety of lamps and lamp systems</b>	
<b>Report Reference No.</b> .....	60434854-003
Date of issue .....	22.01.2021
Total number of pages .....	22
<b>CB Testing Laboratory</b> .....	TÜV Rheinland LGA Products GmbH
Address .....	Tillystrasse 2, 90431 Nuremberg, Germany
<b>Applicant's name</b> .....	Aurora Lichtwerke GmbH
Address .....	Industriestr. 20, 85072 EICHSTÄTT, Germany
<b>Test specification:</b>	
Standard .....	IEC 62471:2006 (First Edition)
Test procedure .....	Type testing
Non-standard test method .....	N/A
<b>Test Report Form No.</b> .....	IEC62471A
TRF Originator .....	VDE Testing and Certification Institute
Master TRF .....	Dated 2009-05
<p><b>Copyright © 2009 IEC System for Conformity Testing and Certification of Electrical Equipment (IECEE), Geneva, Switzerland. All rights reserved.</b></p> <p>This publication may be reproduced in whole or in part for non-commercial purposes as long as the IECEE is acknowledged as copyright owner and source of the material. IECEE takes no responsibility for and will not assume liability for damages resulting from the reader's interpretation of the reproduced material due to its placement and context.</p> <p>If this Test Report Form is used by non-IECEE members, the IECEE/IEC logo and the reference to the CB Scheme procedure shall be removed.</p>	
<p><b>This report is not valid as a CB Test Report unless signed by an approved CB Testing Laboratory and appended to a CB Test Certificate issued by an NCB in accordance with IECEE 02.</b></p>	
<b>Test item description</b> .....	Lamp with 400-420nm component
Trade Mark .....	BIOVITAE
Manufacturer .....	Aurora Lichtwerke GmbH
Model/Type reference .....	TDS Biovitae Classic A60 heatsink
Ratings .....	220 – 240 V, 9 W, 50/60 Hz, 69 mA

Testing procedure and testing location:	
<input checked="" type="checkbox"/> <b>CB Testing Laboratory:</b>	
Testing location/ address .....	TÜV Rheinland LGA Products GmbH Tillystrasse 2, 90431 Nuremberg, Germany
<input type="checkbox"/> <b>Associated CB Laboratory:</b>	
Testing location/ address .....	
Tested by (name + signature) .....	Dipl. Ing. K. Stenzhorn team coordinator 
Approved by (+ signature) .....	Dipl. Ing. (FH) G. Richter lab manager 
<input type="checkbox"/> Testing procedure: TMP	
Tested by (name + signature) .....	
Approved by (+ signature) .....	
Testing location/ address .....	
<input type="checkbox"/> Testing procedure: WMT	
Tested by (name + signature) .....	
Witnessed by (+ signature) .....	
Approved by (+ signature) .....	
Testing location/ address .....	
<input type="checkbox"/> Testing procedure: SMT	
Tested by (name + signature) .....	
Approved by (+ signature) .....	
Supervised by (+ signature) .....	
Testing location/ address .....	
<input type="checkbox"/> Testing procedure: RMT	
Tested by (name + signature) .....	
Approved by (+ signature) .....	
Supervised by (+ signature) .....	
Testing location/ address .....	

**Summary of testing: The units are exempt group according to IEC 62471:2006, EN 62471:2008 and TR 62778:2014**

**Tests performed (name of test and test clause):**

Clauses 4, 5 and 6

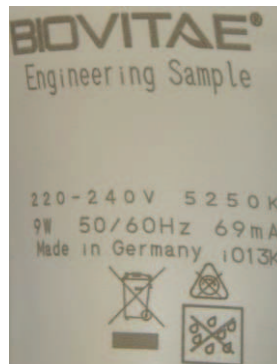
**Testing location:**

TÜV Rheinland LGA Products GmbH  
Tillystrasse 2, 90431 Nuremberg, Germany

**Summary of compliance with National Differences:**

The units comply with EN 62471:2008 (CENELEC Common deviations)

**Copy of marking plate or photograph of eut:**



**History of test reports:**

Date	Content
13.01.2021	Original test report
18.01.2021	Description of eut corrected
22.01.2021	Model designation of eut corrected

<b>Test item particulars</b> .....	
Tested lamp .....	<input checked="" type="checkbox"/> continuous wave lamps <input type="checkbox"/> pulsed lamps
Tested lamp system .....	
Lamp classification group .....	<input checked="" type="checkbox"/> exempt <input type="checkbox"/> risk 1 <input type="checkbox"/> risk 2 <input type="checkbox"/> risk 3
Lamp cap .....	N/A
Bulb .....	N/A
Rated of the lamp .....	N/A
Furthermore marking on the lamp.....	N/A
Seasoning of lamps according IEC standard .....	N/A
Used measurement instrument.....	Spectral radiometer IDR300 (double monochromator)
Temperature by measurement.....	24 °C
Information for safety use.....	N/A
<b>Possible test case verdicts:</b>	
– test case does not apply to the test object .....	N/A
– test object does meet the requirement.....	P (Pass)
– test object does not meet the requirement.....	F (Fail)
<b>Testing:</b>	
Date of receipt of test item.....	23.11.2020 (A002955019 -001 to 002)
Date (s) of performance of tests.....	13.01.2021
<b>General remarks:</b>	
The test results presented in this report relate only to the object tested. This report shall not be reproduced, except in full, without the written approval of the Issuing testing laboratory. "(See Enclosure #)" refers to additional information appended to the report. "(See appended table)" refers to a table appended to the report. Throughout this report a comma (point) is used as the decimal separator. List of test equipment must be kept on file and available for review.	
<b>General product information:</b>	
The tested lamps provide essentially white light with additional 400-420nm component.	
Because the eut is exempt group, there are no markings requirements according to IEC/TR 62471-2.	

IEC 62471			
Clause	Requirement + Test	Result – Remark	Verdict
<b>4</b>	<b>EXPOSURE LIMITS</b>		P
4.1	General		P
	The exposure limits in this standard is not less than 0,01 ms and not more than any 8-hour period and should be used as guides in the control of exposure		P
	Detailed spectral data of a light source are generally required only if the luminance of the source exceeds $10^4 \text{ cd}\cdot\text{m}^{-2}$	see clause 4.3	N/A
4.3	Hazard exposure limits		P
4.3.1	Actinic UV hazard exposure limit for the skin and eye		P
	The exposure limit for effective radiant exposure is $30 \text{ J}\cdot\text{m}^{-2}$ within any 8-hour period		P
	To protect against injury of the eye or skin from ultraviolet radiation exposure produced by a broadband source, the effective integrated spectral irradiance, $E_s$ , of the light source shall not exceed the levels defined by:		P
	$E_s \cdot t = \sum_{200}^{400} \sum_t E_\lambda(\lambda, t) \cdot S_{UV}(\lambda) \cdot \Delta t \cdot \Delta \lambda \leq 30 \text{ J}\cdot\text{m}^{-2}$		P
	The permissible time for exposure to ultraviolet radiation incident upon the unprotected eye or skin shall be computed by:		P
	$t_{\max} = \frac{30}{E_s} \text{ s}$		P
4.3.2	Near-UV hazard exposure limit for eye		P
	For the spectral region 315 nm to 400 nm (UV-A) the total radiant exposure to the eye shall not exceed $10000 \text{ J}\cdot\text{m}^{-2}$ for exposure times less than 1000 s. For exposure times greater than 1000 s (approximately 16 minutes) the UV-A irradiance for the unprotected eye, $E_{UVA}$ , shall not exceed $10 \text{ W}\cdot\text{m}^{-2}$ .		P
	The permissible time for exposure to ultraviolet radiation incident upon the unprotected eye for time less than 1000 s, shall be computed by:		P
	$t_{\max} \leq \frac{10000}{E_{UVA}} \text{ s}$		P
4.3.3	Retinal blue light hazard exposure limit		P
	To protect against retinal photochemical injury from chronic blue-light exposure, the integrated spectral radiance of the light source weighted against the blue-light hazard function, $B(\lambda)$ , i.e., the blue-light weighted radiance, $L_B$ , shall not exceed the levels defined by:		P

	$L_B \cdot t = \sum_{300}^{700} \sum_t L_\lambda(\lambda, t) \cdot B(\lambda) \cdot \Delta\lambda \leq 10^6 \quad \text{J} \cdot \text{m}^{-2} \cdot \text{sr}^{-1}$	for $t \leq 10^4$ s	$t_{\max} = \frac{10^6}{L_B}$	N/A
	$L_B = \sum_{300}^{700} L_\lambda \cdot B(\lambda) \cdot \Delta\lambda \leq 100 \quad \text{W} \cdot \text{m}^{-2} \cdot \text{sr}^{-1}$	for $t > 10^4$ s		P
4.3.4	Retinal blue light hazard exposure limit - small source			N/A
	Thus the spectral irradiance at the eye $E_\lambda$ , weighted against the blue-light hazard function $B(\lambda)$ shall not exceed the levels defined by:	see table 4.2		N/A
	$E_B \cdot t = \sum_{300}^{700} \sum_t E_\lambda(\lambda, t) \cdot B(\lambda) \cdot \Delta\lambda \leq 100 \quad \text{J} \cdot \text{m}^{-2}$	for $t \leq 100$ s		N/A
	$E_B = \sum_{300}^{700} E_\lambda \cdot B(\lambda) \cdot \Delta\lambda \leq 1 \quad \text{W} \cdot \text{m}^{-2}$	for $t > 100$ s		N/A
4.3.5	Retinal thermal hazard exposure limit			P
	To protect against retinal thermal injury, the integrated spectral radiance of the light source, $L_\lambda$ , weighted by the burn hazard weighting function $R(\lambda)$ (from Figure 4.2 and Table 4.2), i.e., the burn hazard weighted radiance, shall not exceed the levels defined by:			P
	$L_R = \sum_{380}^{1400} L_\lambda \cdot R(\lambda) \cdot \Delta\lambda \leq \frac{50\,000}{\alpha \cdot t^{0,25}} \quad \text{W} \cdot \text{m}^{-2} \cdot \text{sr}^{-1}$	( $10 \mu\text{s} \leq t \leq 10$ s)		P
4.3.6	Retinal thermal hazard exposure limit – weak visual stimulus			N/A
	For an infrared heat lamp or any near-infrared source where a weak visual stimulus is inadequate to activate the aversion response, the near infrared (780 nm to 1400 nm) radiance, $L_{IR}$ , as viewed by the eye for exposure times greater than 10 s shall be limited to:			N/A
	$L_{IR} = \sum_{780}^{1400} L_\lambda \cdot R(\lambda) \cdot \Delta\lambda \leq \frac{6\,000}{\alpha} \quad \text{W} \cdot \text{m}^{-2} \cdot \text{sr}^{-1}$	$t > 10$ s		N/A
4.3.7	Infrared radiation hazard exposure limits for the eye			N/A
	The avoid thermal injury of the cornea and possible delayed effects upon the lens of the eye (cataractogenesis), ocular exposure to infrared radiation, $E_{IR}$ , over the wavelength range 780 nm to 3000 nm, for times less than 1000 s, shall not exceed:			N/A
	$E_{IR} = \sum_{780}^{3000} E_\lambda \cdot \Delta\lambda \leq 18\,000 \cdot t^{-0,75} \quad \text{W} \cdot \text{m}^{-2}$	$t \leq 1000$ s		N/A
	For times greater than 1000 s the limit becomes:			N/A
	$E_{IR} = \sum_{780}^{3000} E_\lambda \cdot \Delta\lambda \leq 100 \quad \text{W} \cdot \text{m}^{-2}$	$t > 1000$ s		N/A
4.3.8	Thermal hazard exposure limit for the skin			P
	Visible and infrared radiant exposure (380 nm to 3000 nm) of the skin shall be limited to:			P

	$E_H \cdot t = \sum_{380}^{3000} \sum_{\lambda} E_{\lambda}(\lambda, t) \cdot \Delta t \cdot \Delta \lambda \leq 20\,000 \cdot t^{0.25} \quad \text{J} \cdot \text{m}^{-2}$		P
<b>5</b>	<b>MEASUREMENT OF LAMPS AND LAMP SYSTEMS</b>		P
5.1	Measurement conditions		P
	Measurement conditions shall be reported as part of the evaluation against the exposure limits and the assignment of risk classification.		P
5.1.1	Lamp ageing (seasoning)		N/A
	Seasoning of lamps shall be done as stated in the appropriate IEC lamp standard.		N/A
5.1.2	Test environment		N/A
	For specific test conditions, see the appropriate IEC lamp standard or in absence of such standards, the appropriate national standards or manufacturer's recommendations.		N/A
5.1.3	Extraneous radiation		P
	Careful checks should be made to ensure that extraneous sources of radiation and reflections do not add significantly to the measurement results.		P
5.1.4	Lamp operation		P
	Operation of the test lamp shall be provided in accordance with:		P
	– the appropriate IEC lamp standard, or		N/A
	– the manufacturer's recommendation		P
5.1.5	Lamp system operation		P
	The power source for operation of the test lamp shall be provided in accordance with:		P
	– the appropriate IEC standard, or		N/A
	– the manufacturer's recommendation		P
5.2	Measurement procedure		P
5.2.1	Irradiance measurements		P
	Minimum aperture diameter 7mm.		P
	Maximum aperture diameter 50 mm.		P
	The measurement shall be made in that position of the beam giving the maximum reading.		P
	The measurement instrument is adequate calibrated.		P
5.2.2	Radiance measurements		P
5.2.2.1	Standard method		P
	The measurements made with an optical system.		P
	The instrument shall be calibrated to read in absolute radiant power per unit receiving area and per unit solid angle to acceptance averaged over the field of view of the instrument.		P
5.2.2.2	Alternative method		N/A

	Alternatively to an imaging radiance set-up, an irradiance measurement set-up with a circular field stop placed at the source can be used to perform radiance measurements.		N/A
5.2.3	Measurement of source size		P
	The determination of $\alpha$ , the angle subtended by a source, requires the determination of the 50% emission points of the source.	Measured with Profiler Camera (50 mm x 50 mm)	P
5.2.4	Pulse width measurement for pulsed sources		N/A
	The determination of $\Delta t$ , the nominal pulse duration of a source, requires the determination of the time during which the emission is > 50% of its peak value.		N/A
5.3	Analysis methods		P
5.3.1	Weighting curve interpolations		P
	To standardize interpolated values, use linear interpolation on the log of given values to obtain intermediate points at the wavelength intervals desired.	see table 4.1	P
5.3.2	Calculations		P
	The calculation of source hazard values shall be performed by weighting the spectral scan by the appropriate function and calculating the total weighted energy.		P
5.3.3	Measurement uncertainty		P
	The quality of all measurement results must be quantified by an analysis of the uncertainty.	see Annex C in the norm	P
<b>6</b>	<b>LAMP CLASSIFICATION</b>		P
	For the purposes of this standard it was decided that the values shall be reported as follows:	see table 6.1	P
	– for lamps intended for general lighting service, the hazard values shall be reported as either irradiance or radiance values at a distance which produces an illuminance of 500 lux, but not at a distance less than 200 mm		N/A
	– for all other light sources, including pulsed lamp sources, the hazard values shall be reported at a distance of 200 mm		P
6.1	Continuous wave lamps		P
6.1.1	Except Group		P
	In the except group are lamps, which does not pose any photobiological hazard. The requirement is met by any lamp that does not pose:		P
	– an actinic ultraviolet hazard ( $E_S$ ) within 8-hours exposure (30000 s), nor		P
	– a near-UV hazard ( $E_{UVA}$ ) within 1000 s, (about 16 min), nor		P
	– a retinal blue-light hazard ( $L_B$ ) within 10000 s (about 2,8 h), nor		P



	– a retinal thermal hazard ( $L_R$ ) within 10 s, nor		P
	– an infrared radiation hazard for the eye ( $E_{IR}$ ) within 1000 s		N/A
6.1.2	Risk Group 1 (Low-Risk)		N/A
	In this group are lamps, which exceeds the limits for the except group but that does not pose:		N/A
	– an actinic ultraviolet hazard ( $E_S$ ) within 10000 s, nor		N/A
	– a near ultraviolet hazard ( $E_{UVA}$ ) within 300 s, nor		N/A
	– a retinal blue-light hazard ( $L_B$ ) within 100 s, nor		N/A
	– a retinal thermal hazard ( $L_R$ ) within 10 s, nor		N/A
	– an infrared radiation hazard for the eye ( $E_{IR}$ ) within 100 s		N/A
	Lamps that emit infrared radiation without a strong visual stimulus and do not pose a near-infrared retinal hazard ( $L_{IR}$ ), within 100 s are in Risk Group 1.		N/A
6.1.3	Risk Group 2 (Moderate-Risk)		N/A
	This requirement is met by any lamp that exceeds the limits for Risk Group 1, but that does not pose:		N/A
	– an actinic ultraviolet hazard ( $E_S$ ) within 1000 s exposure, nor		N/A
	– a near ultraviolet hazard ( $E_{UVA}$ ) within 100 s, nor		N/A
	– a retinal blue-light hazard ( $L_B$ ) within 0,25 s (aversion response), nor		N/A
	– a retinal thermal hazard ( $L_R$ ) within 0,25 s (aversion response), nor		N/A
	– an infrared radiation hazard for the eye ( $E_{IR}$ ) within 10 s		N/A
	Lamps that emit infrared radiation without a strong visual stimulus and do not pose a near-infrared retinal hazard ( $L_{IR}$ ), within 10 s are in Risk Group 2.		N/A
6.1.4	Risk Group 3 (High-Risk)		N/A
	Lamps which exceed the limits for Risk Group 2 are in Group 3.		N/A
6.2	Pulsed lamps		N/A
	Pulse lamp criteria shall apply to a single pulse and to any group of pulses within 0,25 s.		N/A
	A pulsed lamp shall be evaluated at the highest nominal energy loading as specified by the manufacturer.		N/A
	The risk group determination of the lamp being tested shall be made as follows:		N/A
	– a lamp that exceeds the exposure limit shall be classified as belonging to Risk Group 3 (High-Risk)		N/A

	– for single pulsed lamps, a lamp whose weighted radiant exposure or weighted radiance does is below the EL shall be classified as belonging to the Exempt Group		N/A
	– for repetitively pulsed lamps, a lamp whose weighted radiant exposure or weighted radiance dose is below the EL, shall be evaluated using the continuous wave risk criteria discussed in clause 6.1, using time averaged values of the pulsed emission		N/A

IEC 62471			
Clause	Requirement + Test	Result – Remark	Verdict

Table 4.1	Spectral weighting function for assessing ultraviolet hazards for skin and eye			N/A
Wavelength <sup>1</sup> $\lambda$ , nm	UV hazard function $S_{uv}(\lambda)$	Wavelength $\lambda$ , nm	UV hazard function $S_{uv}(\lambda)$	
200	0,030	313*	0,006	
205	0,051	315	0,003	
210	0,075	316	0,0024	
215	0,095	317	0,0020	
220	0,120	318	0,0016	
225	0,150	319	0,0012	
230	0,190	320	0,0010	
235	0,240	322	0,00067	
240	0,300	323	0,00054	
245	0,360	325	0,00050	
250	0,430	328	0,00044	
254*	0,500	330	0,00041	
255	0,520	333*	0,00037	
260	0,650	335	0,00034	
265	0,810	340	0,00028	
270	1,000	345	0,00024	
275	0,960	350	0,00020	
280*	0,880	355	0,00016	
285	0,770	360	0,00013	
290	0,640	365*	0,00011	
295	0,540	370	0,000093	
297*	0,460	375	0,000077	
300	0,300	380	0,000064	
303*	0,120	385	0,000053	
305	0,060	390	0,000044	
308	0,026	395	0,000036	
310	0,015	400	0,000030	

<sup>1</sup> Wavelengths chosen are representative: other values should be obtained by logarithmic interpolation at intermediate wavelengths.  
\* Emission lines of a mercury discharge spectrum.

IEC 62471			
Clause	Requirement + Test	Result – Remark	Verdict

Table 4.2	Spectral weighting functions for assessing retinal hazards from broadband optical sources	P
Wavelength nm	Blue-light hazard function B ( $\lambda$ )	Burn hazard function R ( $\lambda$ )
300	0,01	
305	0,01	
310	0,01	
315	0,01	
320	0,01	
325	0,01	
330	0,01	
335	0,01	
340	0,01	
345	0,01	
350	0,01	
355	0,01	
360	0,01	
365	0,01	
370	0,01	
375	0,01	
380	0,01	0,1
385	0,013	0,13
390	0,025	0,25
395	0,05	0,5
400	0,10	1,0
405	0,20	2,0
410	0,40	4,0
415	0,80	8,0
420	0,90	9,0
425	0,95	9,5
430	0,98	9,8
435	1,00	10,0
440	1,00	10,0
445	0,97	9,7
450	0,94	9,4
455	0,90	9,0
460	0,80	8,0
465	0,70	7,0
470	0,62	6,2
475	0,55	5,5
480	0,45	4,5
485	0,40	4,0
490	0,22	2,2
495	0,16	1,6
500-600	$10^{[(450-\lambda)/50]}$	1,0
600-700	0,001	1,0
700-1050		$10^{[(700-\lambda)/500]}$
1050-1150		0,2
1150-1200		$0,2 \cdot 10^{0,02(1150-\lambda)}$
1200-1400		0,02

IEC 62471			
Clause	Requirement + Test	Result – Remark	Verdict

Table 5.4		Summary of the ELs for the surface of the skin or cornea (irradiance based values)				P
Hazard Name	Relevant equation	Wavelength range nm	Exposure duration sec	Limiting aperture rad (deg)	EL in terms of constant irradiance $W \cdot m^{-2}$	
Actinic UV skin & eye	$E_s = \sum E_\lambda \cdot S(\lambda) \cdot \Delta\lambda$	200 – 400	< 30000	1,4 (80)	30/t	
Eye UV-A	$E_{UVA} = \sum E_\lambda \cdot \Delta\lambda$	315 – 400	$\leq 1000$ $> 1000$	1,4 (80)	10000/t 10	
Blue-light small source	$E_B = \sum E_\lambda \cdot B(\lambda) \cdot \Delta\lambda$	300 – 700	$\leq 100$ $> 100$	< 0,011	100/t 1,0	
Eye IR	$E_{IR} = \sum E_\lambda \cdot \Delta\lambda$	780 – 3000	$\leq 1000$ $> 1000$	1,4 (80)	18000/t <sup>0,75</sup> 100	
Skin thermal	$E_H = \sum E_\lambda \cdot \Delta\lambda$	380 – 3000	< 10	2π sr	20000/t <sup>0,75</sup>	

Table 5.5		Summary of the ELs for the retina (radiance based values)				P
Hazard Name	Relevant equation	Wavelength range nm	Exposure duration sec	Field of view radians	EL in terms of constant radiance $W \cdot m^{-2} \cdot sr^{-1}$	
Blue light	$L_B = \sum L_\lambda \cdot B(\lambda) \cdot \Delta\lambda$	300 – 700	0,25 – 10 10-100 100-10000 $\geq 10000$	$0,011 \cdot \sqrt{(t/10)}$ 0,011 $0,0011 \cdot \sqrt{t}$ 0,1	10 <sup>6</sup> /t 10 <sup>6</sup> /t 10 <sup>6</sup> /t 100	
Retinal thermal	$L_R = \sum L_\lambda \cdot R(\lambda) \cdot \Delta\lambda$	380 – 1400	< 0,25 0,25 – 10	0,0017 $0,011 \cdot \sqrt{(t/10)}$	50000/( $\alpha \cdot t^{0,25}$ ) 50000/( $\alpha \cdot t^{0,25}$ )	
Retinal thermal (weak visual stimulus)	$L_{IR} = \sum L_\lambda \cdot R(\lambda) \cdot \Delta\lambda$	780 – 1400	> 10	0,011	6000/ $\alpha$	

IEC 62471		
Clause	Requirement + Test	Result – Remark
		Verdict

Table 6.1		Emission limits for risk groups of continuous wave lamps							P	
Risk	Action spectrum	Symbol	Units	Emission Measurement						
				Exempt		Low risk		Mod risk		
				Limit	Result	Limit	Result	Limit	Result	
Actinic UV	$S_{UV}(\lambda)$	$E_s$	$W \cdot m^{-2}$	0,001	9,66E-06	0,003	N/A	0,03	N/A	N/A
Near UV		$E_{UVA}$	$W \cdot m^{-2}$	10	0,2576	33	N/A	100	N/A	N/A
Blue light	$B(\lambda)$	$L_B$	$W \cdot m^{-2} \cdot sr^{-1}$	100	84,2542	10000	N/A	4000000	N/A	N/A
Blue light, small source	$B(\lambda)$	$E_B$	$W \cdot m^{-2}$	1,0*	N/A	1,0	N/A	400	N/A	N/A
Retinal thermal	$R(\lambda)$	$L_R$	$W \cdot m^{-2} \cdot sr^{-1}$	$28000/\alpha = 280000$	859,5596	$28000/\alpha = 280000$	N/A	$71000/\alpha = 710000$	N/A	N/A
Retinal thermal, weak visual stimulus**	$R(\lambda)$	$L_{IR}$	$W \cdot m^{-2} \cdot sr^{-1}$	$6000/\alpha = 60000$	N/A	$6000/\alpha = 60000$	N/A	$6000/\alpha = 60000$	N/A	N/A
IR radiation, eye		$E_{IR}$	$W \cdot m^{-2}$	100	N/A	570	N/A	3200	N/A	N/A

\* Small source defined as one with  $\alpha < 0,011$  radian. Averaging field of view at 10000 s is 0,1 radian.

\*\* Involves evaluation of non-GLS source

IEC62471A - ATTACHMENT			
Clause	Requirement + Test	Result - Remark	Verdict

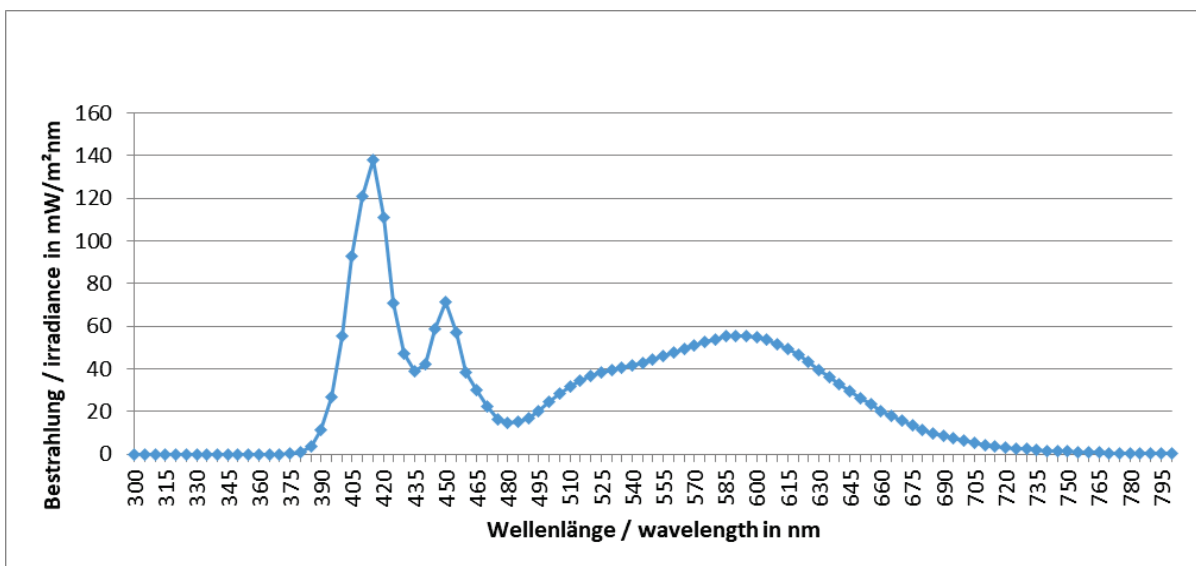


Fig. 1: Spectrum of lamp

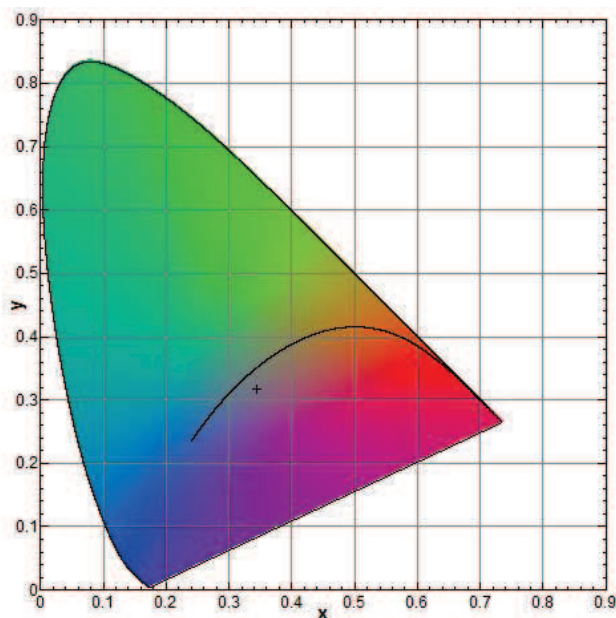


Fig. 2: Color locus of lamp

IEC62471A - ATTACHMENT			
Clause	Requirement + Test	Result - Remark	Verdict

**Spectrometer Results according to IEC 62471 and EN 62471:**

Actinic UV

Integral : 0.00966 mW m-2  
 Exposure : 3104465.6 seconds  
 Classification : Exempt  
 Label : Not Required

Near UV

Integral : 0.25759 W m-2  
 Exposure : 38821.6 seconds  
 Classification : Exempt  
 Label : Not Required

Blue Light

Integral : 84.25421 W m-2 sr-1  
 Exposure : 11868.8 seconds  
 Classification : Exempt  
 Label : Not Required

Retinal Thermal

Integral : 859.55958 W m-2 sr-1  
 Exposure : 280000000 seconds  
 Classification : Exempt  
 Label : Not Required

**Spectrometer Results according to IEC TR 62778:**

Blue Light IEC TR 62778

Integral : 74.295 W m-2 sr-1  
 Classification : RG0 unlimited

**Additional results:**

Color locus x: 0,345, y: 0,317  
 Color temperature: 4850 K  
 Color rendering index: Ra: 83,6  
 Luminance: 5,57x 10<sup>4</sup> cd m<sup>-2</sup>



IEC62471A - ATTACHMENT			
Clause	Requirement + Test	Result - Remark	Verdict

<b>ATTACHMENT TO TEST REPORT IEC 62471</b> <b>EUROPEAN GROUP DIFFERENCES AND NATIONAL DIFFERENCES</b> Photobiological safety of lamps and lamps systems	
<b>Differences according to</b> .....:	EN 62471:2008
<b>Attachment Form No.</b> .....:	EU_GD_IEC62471A
<b>Attachment Originator</b> .....	IMQ S.p.A.
<b>Master Attachment</b> .....:	2009-07
<b>Copyright © 2009 IEC System for Conformity Testing and Certification of Electrical Equipment (IECEE), Geneva, Switzerland. All rights reserved.</b>	

	<b>CENELEC COMMON MODIFICATIONS (EN)</b>	P
<b>4</b>	<b>EXPOSURE LIMITS</b>	P
	Contents of the whole Clause 4 of IEC 62471:2006 moved into a new informative Annex ZB	—
	Clause 4 replaced by the following:	P
	Limits of the Artificial Optical Radiation Directive (2006/25/EC) have been applied instead of those fixed in IEC 62471:2006	See appended Table 6.1 on next page P
4.1	General	P
	First paragraph deleted	—

IEC62471A - ATTACHMENT			
Clause	Requirement + Test	Result - Remark	Verdict

Risk	Action spectrum	Symbol	Units	Emission Measurement						P	
				Exempt		Low risk		Mod risk			
				Limit	Result	Limit	Result	Limit	Result		
Actinic UV	$S_{UV}(\lambda)$	$E_s$	$W \cdot m^{-2}$	0,001	9,66E-06	-	-	-	-	-	-
Near UV		$E_{UVA}$	$W \cdot m^{-2}$	0,33	0,2576	-	-	-	-	-	-
Blue light	$B(\lambda)$	$L_B$	$W \cdot m^{-2} \cdot sr^{-1}$	100	84,2542	10000	N/A	4000000	N/A		N/A
Blue light, small source	$B(\lambda)$	$E_B$	$W \cdot m^{-2}$	0,01*	N/A	1,0	N/A	400	N/A		N/A
Retinal thermal	$R(\lambda)$	$L_R$	$W \cdot m^{-2} \cdot sr^{-1}$	$28000/\alpha = 280000$	859,5596	$28000/\alpha = 280000$	N/A	$71000/\alpha = 710000$	N/A		N/A
Retinal thermal, weak visual stimulus**	$R(\lambda)$	$L_{IR}$	$W \cdot m^{-2} \cdot sr^{-1}$	$545000$ $0,0017 \leq \alpha \leq 0,011$			N/A		N/A		
IR radiation, eye		$E_{IR}$	$W \cdot m^{-2}$	100	N/A	570	N/A	3200	N/A		N/A

IEC62471A - ATTACHMENT		
Clause	Requirement + Test	Result - Remark
		Verdict

<b>Table 6.1</b>	Emission limits for risk groups of continuous wave lamps (based on EU Directive 2006/25/EC)	P
*	Small source defined as one with $\alpha < 0,011$ radian. Averaging field of view at 10000 s is 0,1 radian.	
**	Involves evaluation of non-GLS source	
NOTE	The action functions: see Table 4.1 and Table 4.2 The applicable aperture diameters: see 4.2.1 The limitations for the angular subtenses: see 4.2.2 The related measurement condition 5.2.3 and the range of acceptance angles: see Table 5.5.	

Bild / Picture 1: Boxed lamp



Bild / Picture 2: lamp, side view



Bild / Picture 3: lamp, top view



Bild / Picture 4 Lamp ratings



## Test equipment list



## Equipment - Liste

Prüfdatum von 13.01.2021  
Prüfdatum bis 13.01.2021

Kostenstelle 583  
Prüfberichtsnummer 60434854-001  
Projektnummer 0003344047A00030

Kunde Aurora Lichtwerke GmbH  
Produktname Lampe mit UV-Anteil  
Bemerkung

Page 1 of 1

GTEM-ID	Beschreibung	Typbezeichnung	Hersteller	Letzt.Datum TT.MM.JJJJ	Fälligkeit TT.MM.JJJJ
2730128	Optischer Messplatz	IDR 300	Bentham Instruments Limited	13.08.2020	13.08.2021
2725853	Multimeter Digital	37XR	Meterman	15.06.2020	15.06.2022
2725787	Multimeter Digital	87 TRMS	Fluke	16.07.2020	16.07.2022
2726084	Lineal	460600, 50 cm	Schwenk	01.08.2016	01.08.2021
2732543	Datenlogger Feuchte/Temperatur	EASYLog 24RFT	Greisinger electronic GmbH	25.11.2019	25.11.2022